



Milesight-Troubleshooting Hardware Reset of NVR

Update	2019.1.7
---------------	-----------------

The following will introduce how to reset NVR via hardware.


1. Position of Reset Button

- **Series-1000:**

100x/1009-UT: There is a hole on the back, use a pin or something like that to push the button deeper inside the hole.




1009-UPT/UNT: Slide and open the shell, an orange button on the inside like the figure shown below.




- **Series-5000:**


50XX: Slide and open the right panel, a black button on the inside like the figure shown below.



50XX-UH/UT: Slide and open the panel, a black button on the inside like the figure shown below.




5016-UPT: Slide and open the panel, a black button on the inside like the figure shown below.




● **Series-7000:**


70XX: Slide and open the front panel, a reset button on the left side of the front panel.



70XX-UH: Slide and open the panel, a black button on the inside like the figure shown below.




7032-UPH: Slide and open the panel, a black button on the inside like the figure shown below.




● **Series-8000:**

80XX: Open the front panel, a hole on the right side of the front panel like the figure shown below, use a pin or something like that to push the button deeper inside the hole.



80XX-UH: Slide and open the panel, a black button on the inside like the figure shown below.



2. Reset Steps

For NVRs whose software version is **before 7x.9.0.2-r3, or 61.x.x.xx/ 30.x.x.xx/ 1.x.x.xx/ 2.x.x.xx**, please refer to the steps below:

Step1: Turn off the power;

Step2: Press the reset button;

Step3: Keep pressing the reset button and power on the NVR at the same time;

Step4: You will hear several short “beep” during this time;

Step5: Reset successfully when the short “beep” become an nonstop “beep”.

For NVRs whose software version is **7x.9.0.2-r3 or above**, please refer to the steps below:

Step1: Turn off the power;

Step2: Press the reset button;

Step3: Keep pressing the reset button and power on the NVR, you will hear a short “beep” sound at the same time;

Step4: After 5 seconds you will hear a “beep” sound lasting about 3 seconds.

Step5: Reset successfully when the “beep” sound stops.

-END-